



**DIRECTORATE OF INVESTIGATIONS AND ASSET TRACING**

## MONTHLY REPORT, MARCH 2008

### Mombasa Office

The Mombasa Regional Office, which is under the Directorate of Investigation and Asset Tracing, commenced operations on 4<sup>th</sup> June 2007 and was officially launched on 4<sup>th</sup> December 2007. All the three departments of the Directorate, namely; Forensic Investigation (FI), Operations (OPs) and Intelligence Production (IP) are represented.

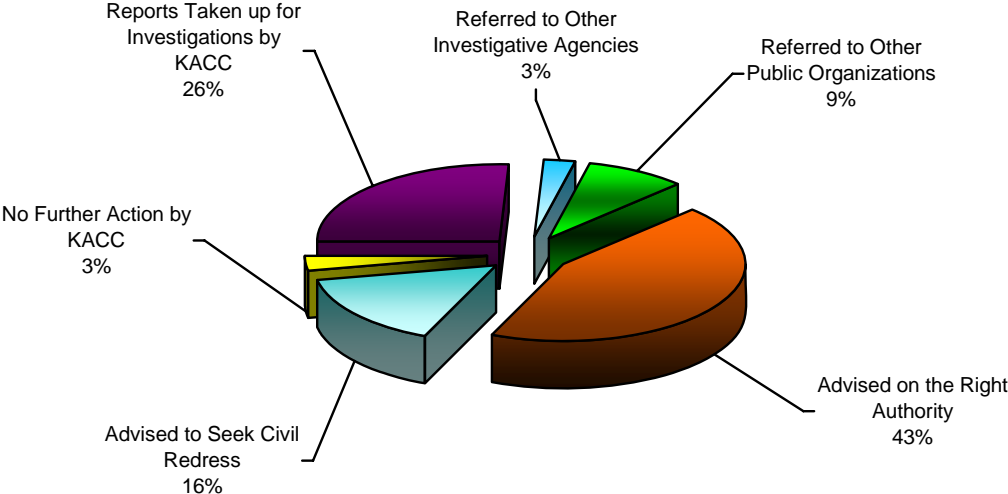
### Report Centre - Nairobi

During the month of **March 2008**, the Reports Centre Division processed **270** (new) reports. The number of reports received and processed has slightly increased as compared to the month of **February 2008** when a total of **179** new cases were handled in the division.

After analysis and classification the reports were disposed off follows:

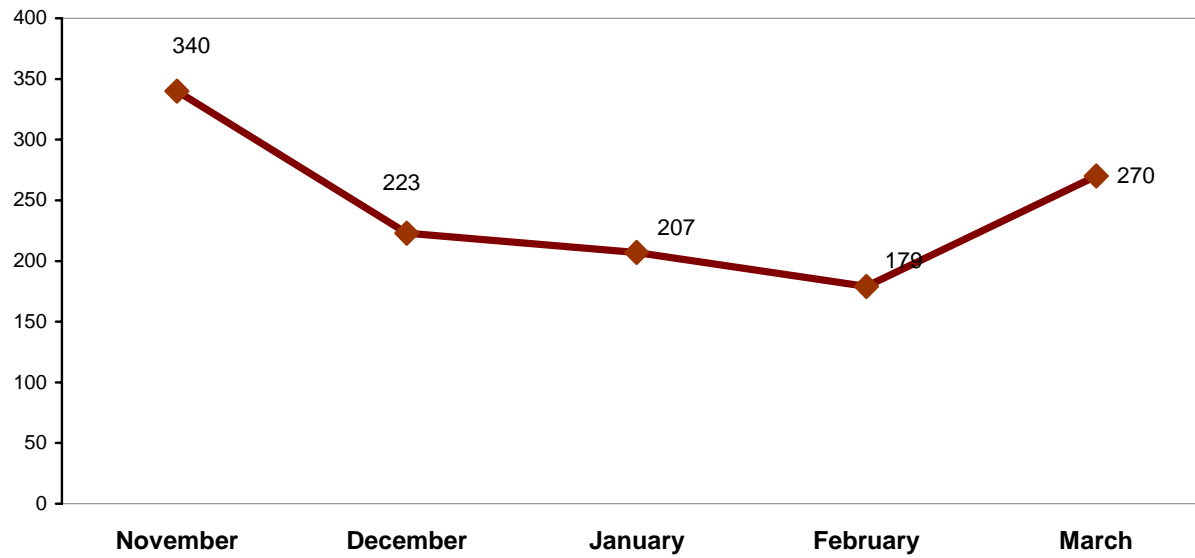
- The Commission took up for investigation **70** reports found to be within it's mandate. The Intelligence Production Department accounted for **52** of the cases. The Rapid Response Division took up **16** cases for investigations, Forensic Investigation Department took up **1** case and the Legal Services Department took up the remaining **1** case.
- **7** cases were forwarded to other investigative agencies for action- with the Criminal Investigations Department accounting for **3**, Police **1** and KRA **3**.
- **24** cases were referred to various public service organisations for administrative intervention,
- In **42** cases the complainants were advised to seek civil redress,
- In **119** cases the complainants were advised on the right authority to report to
- After analysis of **8** reports, they were marked as requiring No Further Action

**Categorization of reports Processed by KACC in March 2008**



**Comparative Analysis Showing the Cases received for the past 5 months.**

	<b>Category</b>	<b>Referral Agency</b>	<b>No. of cases</b>	<b>Total</b>
1	<b>Reports taken-up for action by KACC</b>	KACC - Intelligence Productions	52	<b>70</b>
		KACC – Rapid Response	16	
		KACC – Forensics	1	
		KACC – Legal Services	1	
2	<b>Reports Forwarded to Other Investigative Agencies</b>	General Duty Police	1	<b>7</b>
		Criminal Investigations Department	3	
		Kenya Revenue Authority KRA	3	
3	<b>Reports Forwarded to Other Public Service Organisations</b>	Kenya Bureau of Standards KEBS	1	<b>24</b>
		Ministry of Agriculture	1	
		Provincial Administration	1	
		Ministry of Cooperative Development	1	
		Ministry of Health	3	
		Ministry of Education	3	
		Ministry of finance	2	
		Ministry of Local government	3	
		Other Organisations	9	
4	<b>Advised to Pursue the Matter in Court</b>			<b>42</b>
5	<b>Advised on the right authority to report matter to</b>			<b>119</b>
5	<b>Complainants to Avail More Information</b>			<b>0</b>
6	<b>No Further Action by KACC</b>			<b>8</b>
<b>Total</b>				<b>270</b>



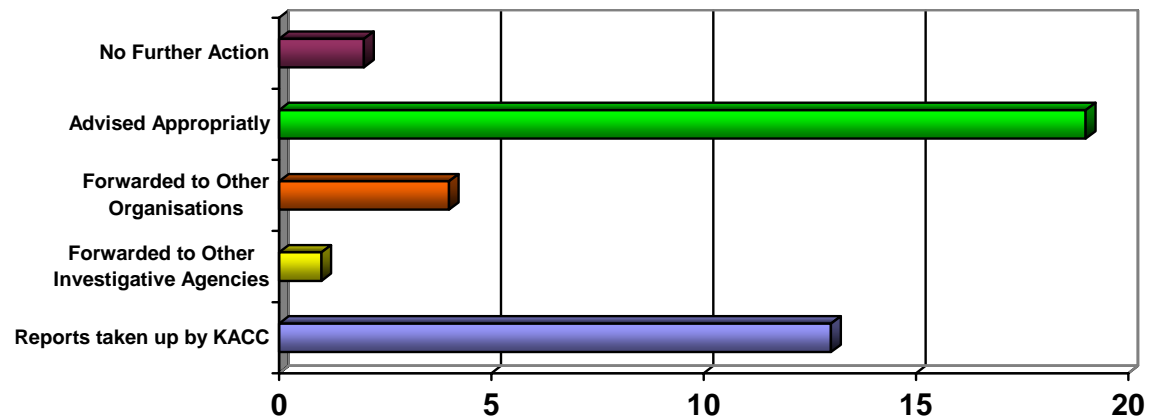
### Report Centre - Mombasa

In the month of March 2008, a total of **39** new reports were received at the Report & Data Centre. Following is the breakdown and the manner of disposal after analysis:

## Breakdown and Manner of Disposal of the Complaints Received

	<b>Category</b>	<b>Referral Agency/Department</b>	<b>No. of cases</b>	<b>TOTAL</b>
1	<b>Reports taken-up for action by KACC</b>	KACC - Intelligence Production	6	<b>13</b>
		KACC – Rapid Response	6	
		KACC - Forensic Investigations	0	
		KACC - Asset Recovery	1	
2	<b>Reports Forwarded to Other Investigative Agencies</b>	Provincial Criminal Investigations Officer (PCIO) Coast	1	<b>1</b>
3	<b>Other Public Organisations</b>	Provincial Director of Education, Coast	1	<b>4</b>
		Public Procurement Oversight Board	1	
		NEMA	1	
		Mombasa Municipal Council	1	
4	<b>Advised on the right authority to report matter</b>			<b>19</b>
5	<b>No Further Action</b>			<b>2</b>
<b>TOTAL</b>				<b>39</b>

## Graphical Representation of Cases Processed



## Forensic Investigation – Nairobi

### Summary of Cases as at 31<sup>st</sup> March 2008

Item	Description	No. of Cases	
		Segment	Total
1.PUI	Cases Pending Investigation	440	733
	Completed Files with the Crime Reader	12	
	Cases Pending Allocation for Investigation	281	
2.PBC	Cases Pending Before Court (PBC)	73	75
	PBC with Part Discharges	1	
	PBC With Prohibition Orders	1	
<b>3.FINALISED</b>	<b>Cases finalised before court:</b>		
	- Convictions	12	53

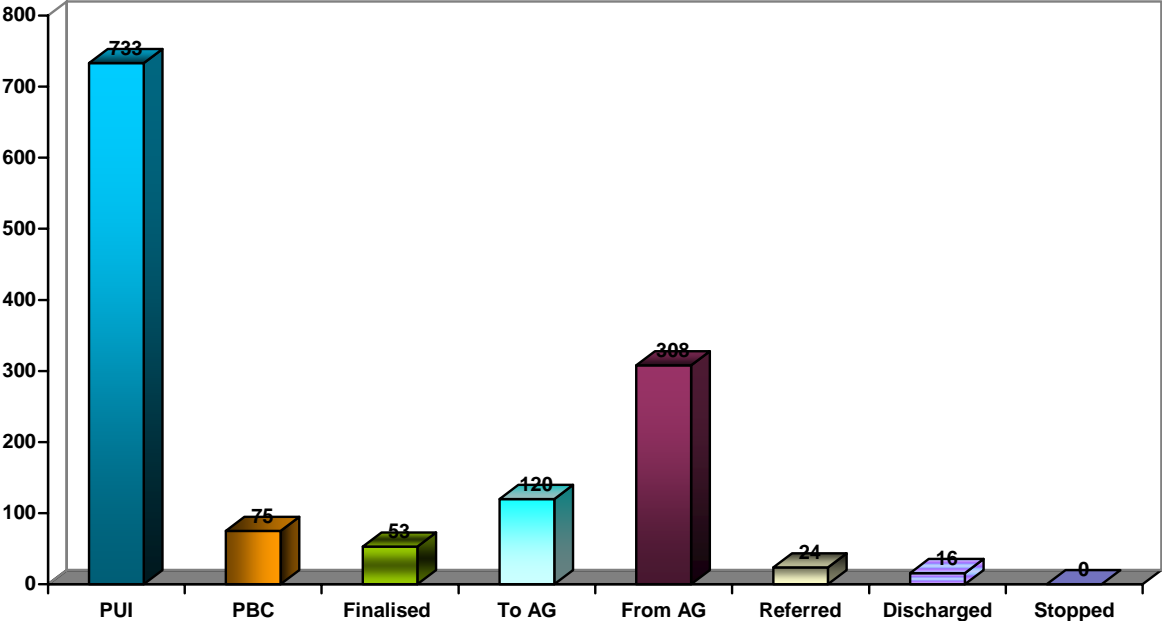
	- Acquittals	9	
	- Discharges	32	
	- 'Nolle prosequi'	-	
<b>4. To A-G</b>	<b>Files Sent to A-G</b>		
	With Recommendation to Prosecute	58	<b>120</b>
	With Recommendation for Closure	55	
	With Recommendation for Administrative Action	6	
	After Further Investigation	1	
<b>5. From A-G</b>	<b>Attorney-General Advice</b>		
<b>Advice</b>	- To Prosecute	29	<b>188</b>
	- For Closure	86	
	- For further Investigation	14	
	- Administrative Action	55	
	- Consolidated Files	4	
<b>6.REFERRED</b>	Cases Referred to Other Agencies	24	
<b>7.DISCHARGE</b>	Discharges under s. 87(a) for New Charges	16	
<b>8.STOPPED</b>	PUI Cases stopped by Court injunctions	1	



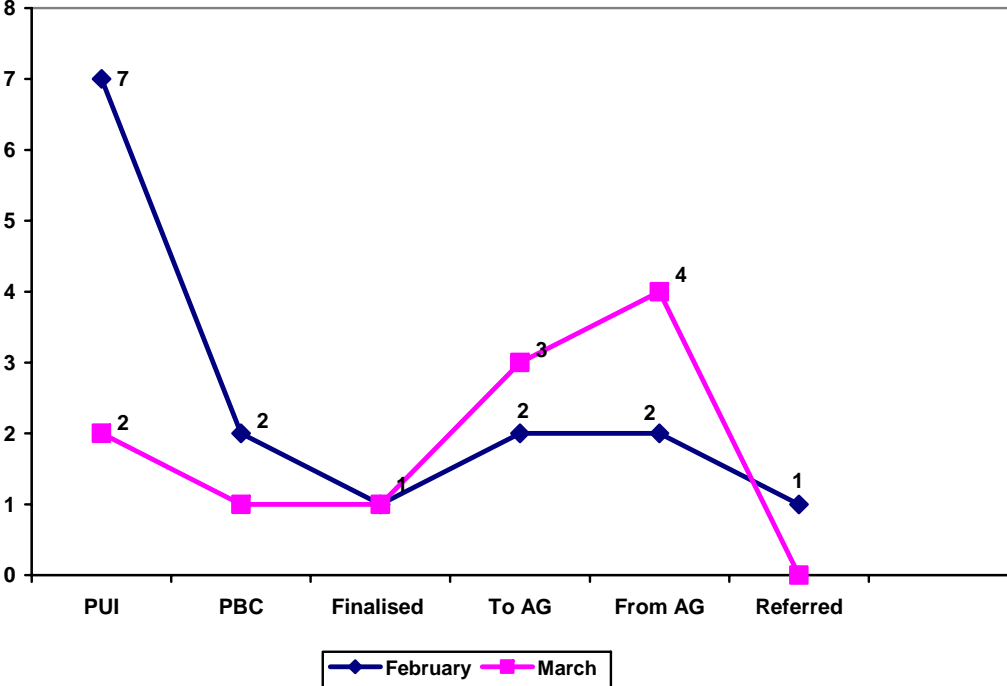
**CASE OUTPUT FOR THE MONTH OF MARCH 2008**

Item	Description	No. of Cases	
		Segment	Total
<b>1.PUI</b>	<b>Cases Pending Investigation</b>		
	Cases Received for Investigation	-	<b>2</b>
	Cases Assigned for Investigation	-	
	Completed Files Forwarded to Crime Reader	2	
<b>2.Pbc</b>	<b>Cases Taken to Court:</b>		
	- Cases Taken for Plea	1	1
<b>3.Finalised</b>	<b>Cases Finalized Before Court:</b>		
	- Convictions	-	<b>1</b>
	- Acquittals	1	
	- Discharges	-	
	- 'Nolle prosequi'	-	
<b>4.TO A-G</b>	<b>Files sent to the Attorney-General:</b>		
	- With Recommendation to Prosecute	1	<b>3</b>
	- With Recommendation for Closure	2	
	- With Recommendation for Administrative Action	-	
<b>5. From A-G</b>	<b>Files Received from the Attorney-General</b>		
<b>Advice</b>	To Prosecute	1	<b>4</b>
	To Close Due to Insufficient Evidence	-	
	For Administrative Action	-	
	For Further Investigation	3	
	For Consolidated	-	
<b>6.REFERRED</b>	Cases Referred to Other Agencies	-	-
<b>7.REPORTS</b>	Investigation Reports Prepared For Action		

**Graphical Representation of the Cases as of March 28<sup>th</sup> 2008**



**Comparative Analysis of Cases processed in February 2008 and March 2008**



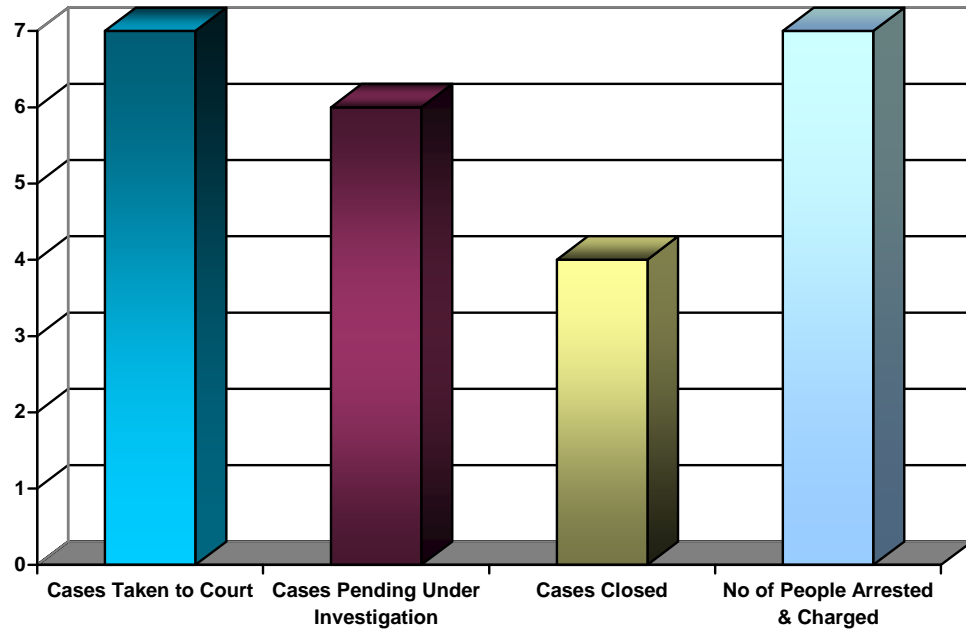
## Rapid Response – Nairobi

### Summary of Cases Received

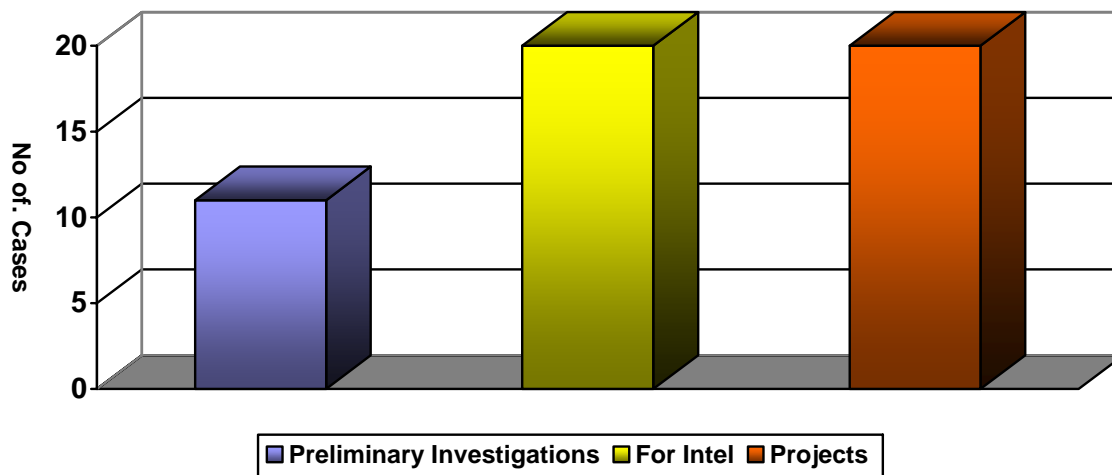
Below is a tabulation of the number of cases handled by the department during the month under review and the respective status;

Category		Status	No. of cases
1	Bribery	Number of cases taken to court	7
		Cases pending under Investigations	6
		Cases Closed, No Further Action	4
<b>TOTAL</b>			<b>17</b>
Number of persons arrested and charged			<b>7</b>

**Graphical Representation of the cases processed.**



### Graphical Representation of the Cases Received.



### Tactical Assessment Reports

1. Operation City Council
2. Operation Secure Health
3. Operation Devolved Funds
4. Operation Haki
5. Integrity Testing Programme
6. General Project – The Sugar Industry and the Police

## Distribution of cases taken up by Intelligence and Production Department

### *Preliminary Investigations*

The table below indicates the status of cases received and taken up for investigations by the divisions.

<b>Case Status</b>	<b>No of Reports</b>
Total number of Cases received for PI	6
Cases under preliminary Investigation	6
Total number of Cases Completed	10
Completed cases recommended for closure	7
Cases referred to Legal department	3

### *Covert Operations*

<b>Case Status</b>	<b>No. of Reports</b>
Self-generated Cases	3
Number of cases completed	4