



**DIRECTORATE OF INVESTIGATIONS AND ASSET  
TRACING**

## MONTHLY REPORT, MAY 2008

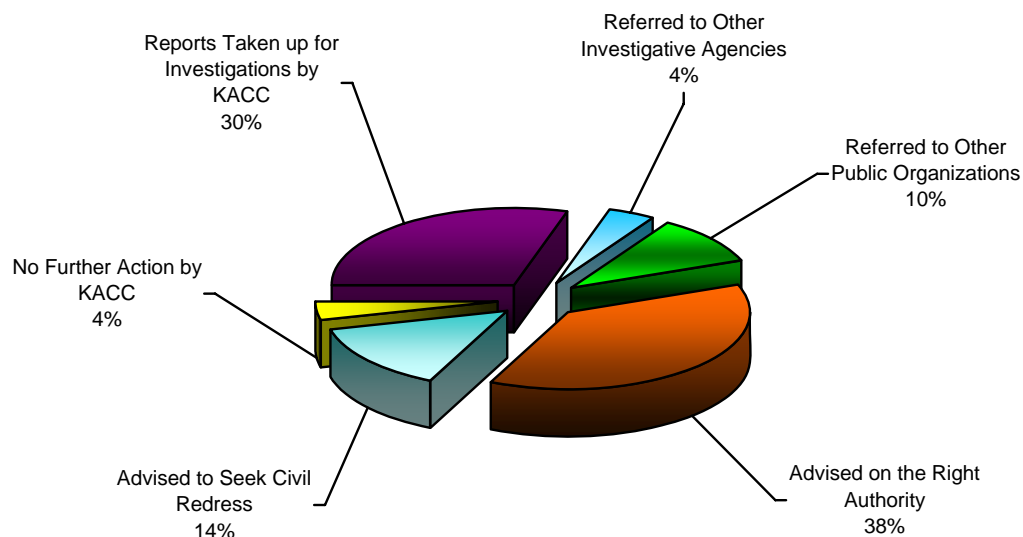
### Report Centre - Nairobi

During the month of **May 2008**, the Reports Centre Division processed **312** (new) reports. The number of reports received and processed has been on the rise as compared to earlier this year where an all time record low of **179** reports were received in February.

After analysis and classification the reports were disposed off follows:

- The Commission took up for investigation **92** reports found to be within its mandate. The Intelligence Production Department accounted for **63** of the cases. The Rapid Response Division took up **29** cases for investigations
- **13** cases were forwarded to other investigative agencies for action- with the Criminal Investigations Department accounting for **5**, Immigration **4**, KRA **1** and Police **1**.
- **32** cases were referred to various public service organisations for administrative intervention,
- In **44** cases the complainants were advised to seek civil redress,
- In **117** cases the complainants were advised on the right authority to report to
- After analysis of **12** reports, they were marked as requiring No Further Action
- In **2** cases, the complainants were requested to avail more information.

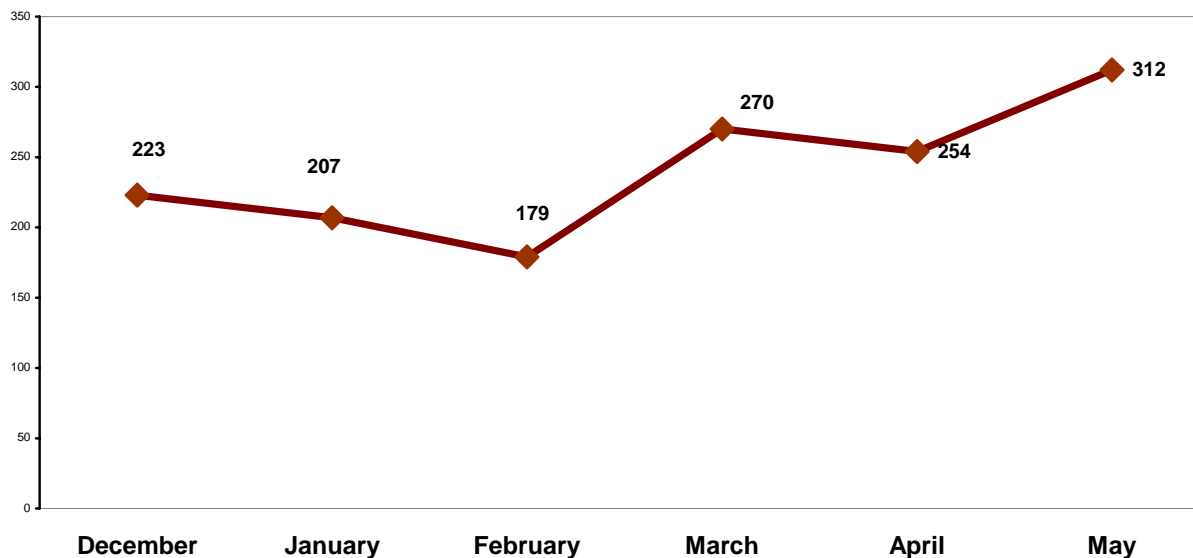
### Categorization of reports Processed by KACC in May 2008



## Breakdown of Reports Processed.

	Category	Referral Agency	No. of cases	Total
1	Reports taken-up for action by KACC	KACC - Intelligence Productions	63	92
		KACC – Rapid Response	29	
2	Reports Forwarded to Other Investigative Agencies	Criminal Investigations Department	5	13
		Kenya Revenue Authority KRA	3	
		Department of Immigration	4	
		Police	1	
3	Reports Forwarded to Other Public Service Organisations	Ministry of Education	6	32
		Ministry of Finance – Public Procurement	6	
		Provincial Administration	2	
		Ministry of Agriculture	2	
		Ministry of Health	2	
		Ministry of State for Internal security	2	
		Ministry of Trade & Industry	2	
		CDF National Management Committee	1	
		Other Organisations	9	
4	Advised to Pursue the Matter in Court			44
5	Advised on the right authority to report matter to			117
5	Complainants to Avail More Information			2
6	No Further Action by KACC			12
<b>Total</b>				<b>312</b>

## Comparative Analysis Showing the Cases received for the past 6 months.



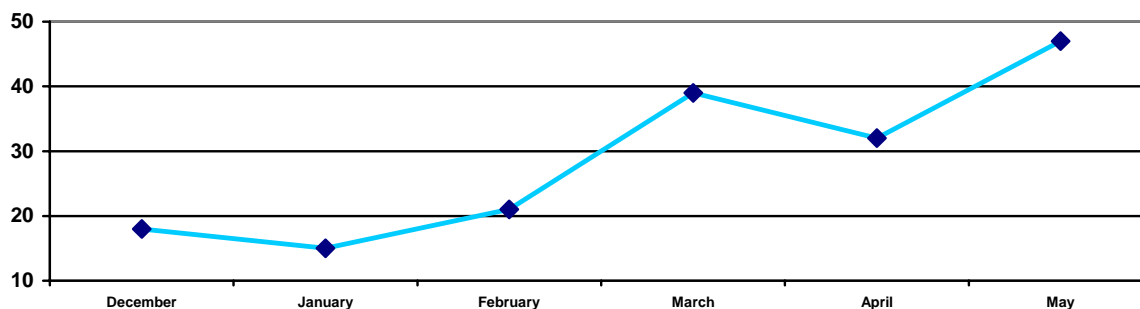
### Report Centre - Mombasa

In the month of May 2008, a total of **47** new reports were received at the Report & Data Centre. Following is the breakdown and the manner of disposal after analysis:

#### Breakdown and Manner of Disposal of the Complaints Received

	Category	Referral Agency/Department	No. of cases	TOTAL
1	Reports taken-up for action by KACC	KACC - Intelligence Production	5	11
		KACC - Rapid Response	6	
2	Reports Forwarded to Other Investigative Agencies	Kenya Revenue Authority	1	1
3	Other Public Organisations	Provincial Director of Education	1	5
		Provincial Labour Officer	1	
		MD, Mombasa Water & Sewerage Co	1	
		Provincial Immigrations Officer	1	
		D/Registrar, High Court Mombasa	1	
4	Advised on the right authority to report matter			29
5	No Further Action			1
<b>TOTAL</b>				<b>47</b>

## Graphical Representation of Number of Cases Received For the past 6 Months.



## Forensic Investigation – Nairobi

### Summary of Cases as at 30<sup>th</sup> May 2008

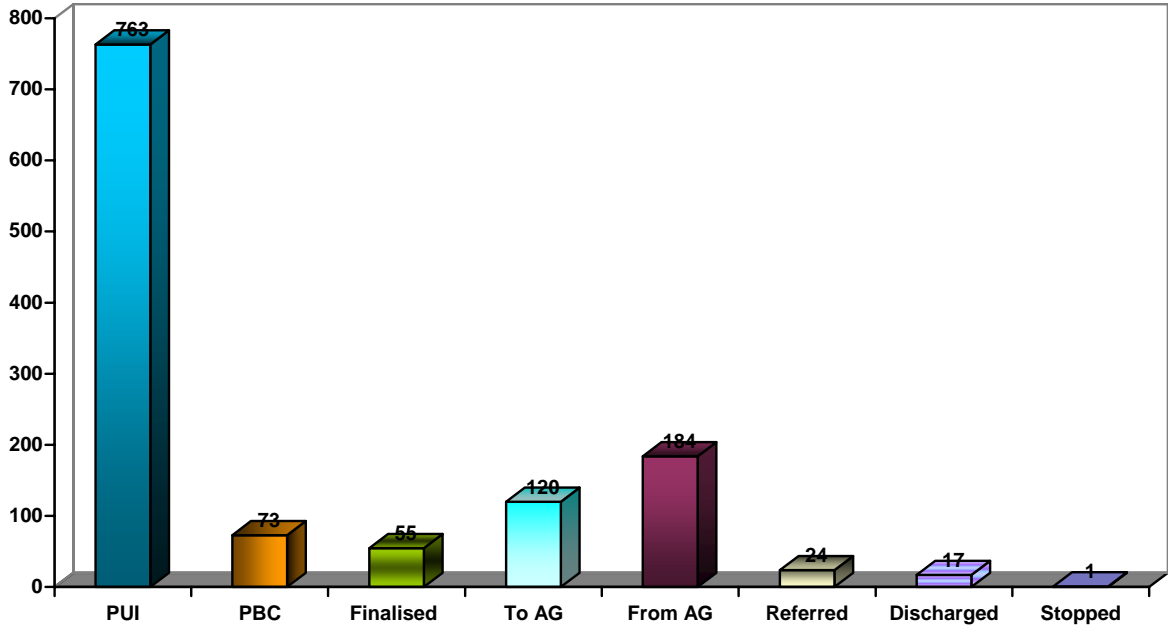
Item	Description	No. of Cases	
		Segment	Total
1.PUI	Cases Pending Investigation	467	763
	Completed Files with the Crime Reader	15	
	Cases Pending Allocation for Investigation	281	
2.PBC	Cases Pending Before Court (PBC)	71	73
	PBC with Part Discharges	1	
	PBC With Prohibition Orders	1	
<b>3.FINALISED</b>	<b>Cases finalised before court:</b>		
	- Convictions	12	55
	- Acquittals	10	
	- Discharges	33	
	- 'Nolle prosequi'	-	
<b>4. To A-G</b>	<b>Files Sent to A-G</b>		
	With Recommendation to Prosecute	58	120
	With Recommendation for Closure	55	
	With Recommendation for Administrative Action	6	
	After Further Investigation	1	
<b>5. From A-G</b>	<b>Attorney-General Advice</b>		
Advice	- To Prosecute	28	184
	- For Closure	89	
	- For further Investigation	11	
	- Administrative Action	52	
	- Consolidated Files	4	
<b>6.REFERRED</b>	Cases Referred to Other Agencies	24	<b>24</b>
<b>7.DISCHARGE</b>	Discharges under s. 87(a) for New Charges	17	<b>17</b>
<b>8.STOPPED</b>	PUI Cases stopped by Court injunctions	1	<b>1</b>

## CASE OUTPUT FOR THE MONTH OF MAY 2008

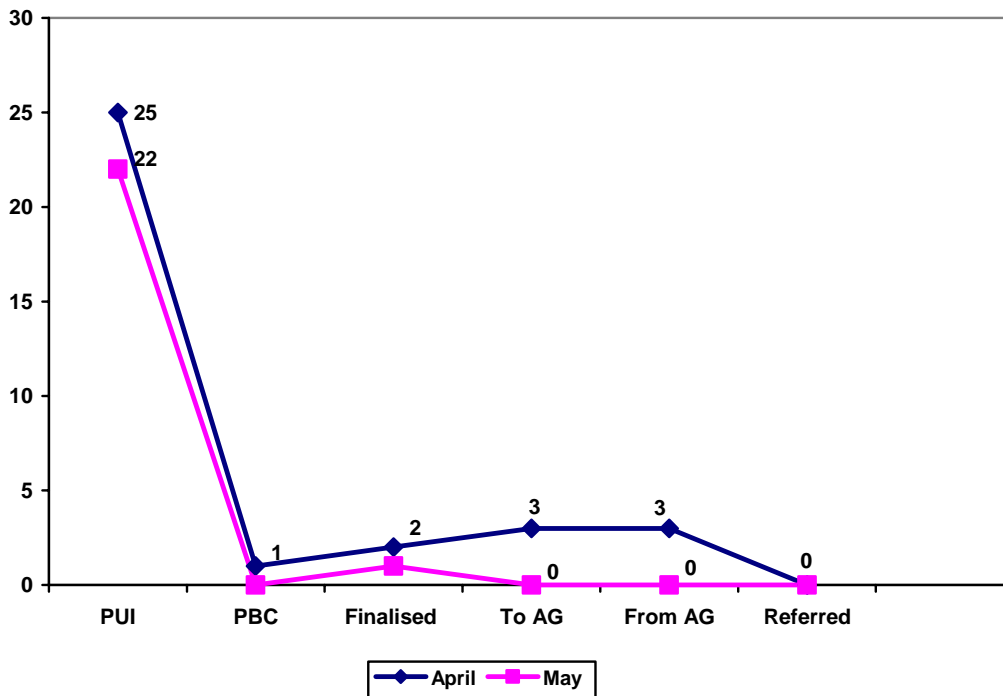
Item	Description	No. of Cases	
		Segment	Total
<b>1.PUI</b>	<b>Cases Pending Investigation</b>		
	Cases Received for Investigation	-	<b>22</b>
	Cases Assigned for Investigation	22	
	Completed Files Forwarded to Crime Reader	-	
<b>2.Pbc</b>	<b>Cases Taken to Court:</b>		
	- Cases Taken for Plea	-	-
<b>3.Finalised</b>	<b>Cases Finalized Before Court:</b>		
	- Convictions	-	<b>1</b>
	- Acquittals	1	
	- Discharges	-	
	- 'Nolle prosequi'	-	
<b>4.TO A-G</b>	<b>Files sent to the Attorney-General:</b>		
	- With Recommendation to Prosecute	-	<b>3</b>
	- With Recommendation for Closure	-	
	- With Recommendation for Administrative Action	-	
<b>5. From A-G</b>	<b>Files Received from the Attorney-General</b>		
<b>Advice</b>	To Prosecute	-	<b>-</b>
	To Close Due to Insufficient Evidence	-	
	For Administrative Action	-	
	For Further Investigation	-	
	For Consolidated	-	
<b>6.REFERRED</b>	Cases Referred to Other Agencies	-	-
<b>7.REPORTS</b>	Investigation Reports Prepared For Action		
		-	-

\* Bribe demand cases not included.

## Graphical Representation of the Cases as of May 31<sup>th</sup> 2008



## Comparative Analysis of Cases processed in March 2008 and May 2008



## Forensic Investigation – Mombasa

The Forensics Department in Mombasa received 3 reports for the month of May.

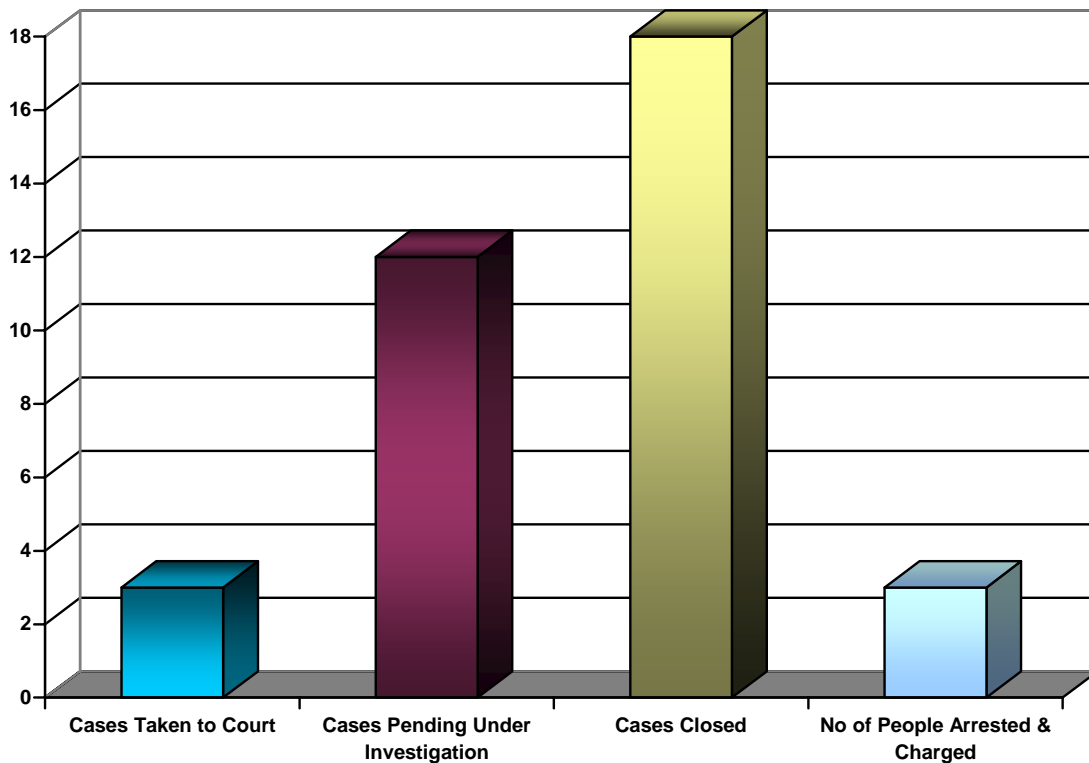
## Rapid Response – Nairobi

### Summary of Cases Received

Below is a tabulation of the number of cases handled by the department during the month under review and the respective status;

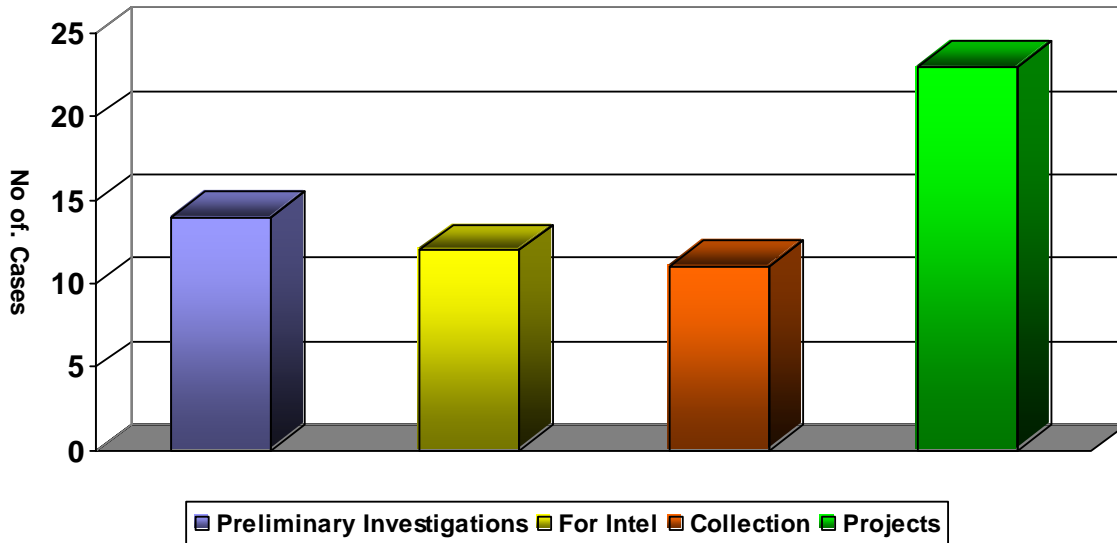
Category		Status	No. of cases
1	Bribery	Number of cases taken to court	3
		Cases pending under Investigations	12
		Cases Closed, No Further Action	18
<b>TOTAL</b>			<b>33</b>
<b>Number of persons arrested and charged</b>			<b>3</b>

### Graphical Representation of the cases processed.





**Graphical Representation of the Cases Received.**



**Status of Preliminary Investigations Cases**

Case Status	No of Reports
Old Cases Completed	5
Completed cases recommended for closure	1
Cases referred to Legal department	2
Cases under investigations	14

**Covert Operations**

Case Status	No. of Reports
Self-generated Cases	5
Number of cases completed	3